

Cedar Point



**Schrier
Party**

FUN Guide

September 12, 2003 – September 15, 2003

Table Of Contents

(Note: Most of the pages in your trip planner contain information from the Cedar Point website: <http://www.cedarpoint.com>. You may wish to refer to the website where links are shown to get more informaton.)

Description	Page
Cover Page	1
Table Of Contents	2
Guest Information	3
Ticket Suggestions	4
Park Hours And Special Events	5
Getting to the Point! (Directions)	6
FUN Guide Sectional Park Map	8
FUN Guides By Section	9
Trip Tips (FAQ's)	16
Ride Policies And Procedures	22

Guest Information

Friday, September 12, 2003 To Monday, September 15, 2003


Name	Joe	Kathy	Tom
Guest with Disabilities?	No	No	No
Age?	4-59	4-59	4-59
Height?	60" and taller	60" and taller	60" and taller
Ticket Type for: 09/12/03	None	Same as leader	Same as leader
Ticket Type for: 09/13/03	Cedar Point	Same as leader	Same as leader
Ticket Type for: 09/14/03	Cedar Point	Same as leader	Same as leader
Ticket Type for: 09/15/03	None	Same as leader	Same as leader

Ticket Type Definitions:


- 1 **Single Day Ticket** will admit **one guest** to **one park** (during regular season) for **one day**.
- 1 **Ride & Slide Ticket** will admit **one guest** to **both parks** for any two regular season days (through Sept. 14). **Ride & Slide Tickets purchased for use after September 14 are valid for two days at Cedar Point. (Soak City closes for the season on Sunday, September 14.)**
- 1 **Cedar Point Season Pass** will admit **one guest** to **Cedar Point** for the regular season.
- 1 **Combo Season Pass** will admit **one guest** to **Cedar Point and/or Soak City** for the regular season.

Ticket Suggestions


Joe, here are some options based on the information you provided. The "Best Price" has been highlighted for you. Use this as a guide for purchasing your tickets online or at the park.

	Option 1: Single Day Tickets	\$87.90
	2 Cedar Point Funday Tickets @ \$43.95 = \$87.90	
	Option 2: SAVE \$23.95 and enjoy Cedar Point AND Soak City for Two Days!	\$63.95
	1 Ride & Slide Ticket @ \$63.95 = \$63.95	
	Option 3: Or you can have fun all Summer with a Cedar Point Season Pass	\$99.00

Kathy

	Option 1: Single Day Tickets	\$87.90
	2 Cedar Point Funday Tickets @ \$43.95 = \$87.90	
	Option 2: SAVE \$23.95 and enjoy Cedar Point AND Soak City for Two Days!	\$63.95
	1 Ride & Slide Ticket @ \$63.95 = \$63.95	
	Option 3: Or you can have fun all Summer with a Cedar Point Season Pass	\$99.00

Tom

	Option 1: Single Day Tickets	\$87.90
	2 Cedar Point Funday Tickets @ \$43.95 = \$87.90	
	Option 2: SAVE \$23.95 and enjoy Cedar Point AND Soak City for Two Days!	\$63.95
	1 Ride & Slide Ticket @ \$63.95 = \$63.95	
	Option 3: Or you can have fun all Summer with a Cedar Point Season Pass	\$99.00

Park Hours And Special Events

Cedar Point

9/13/03 – 9/13/03 – 9/14/03 – 9/14/03

10 AM – 8 PM (Bonus Weekends)

Gates open to the public at 9:30 a.m.

Gates open to Resort Guests and Joe Cool Club Members at 9:00 a.m.

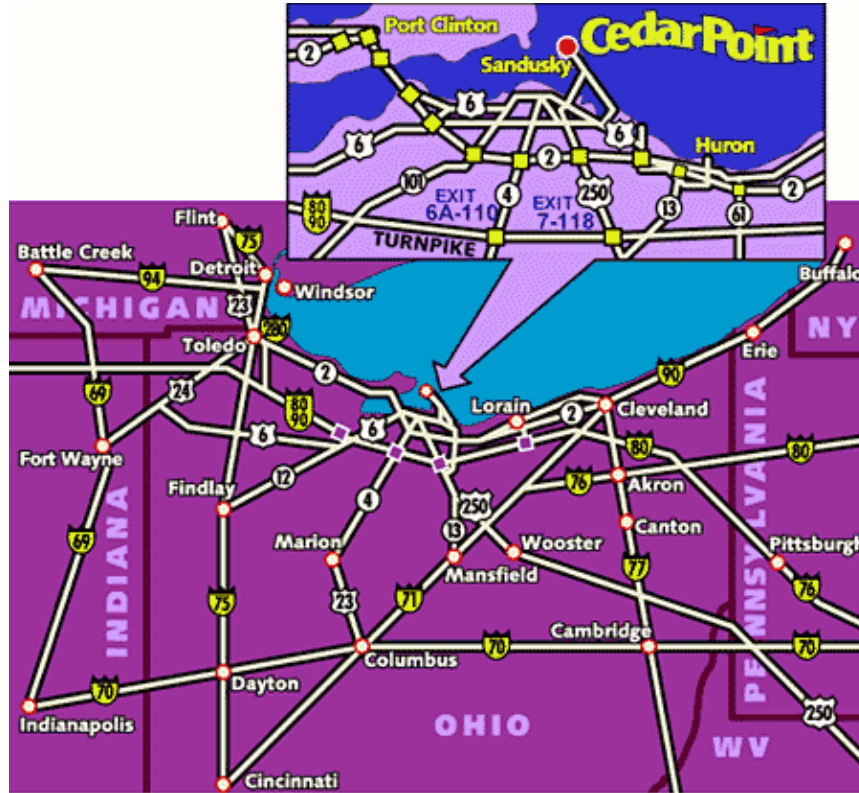
Soak City

9/13/03 – 9/14/03

11:00 AM – 7:00 PM

Getting To The Point!

It's easy to get to Cedar Point! We are located on a Lake Erie peninsula, midway between Cleveland and Toledo in Sandusky, Ohio. Take the Ohio Turnpike (I-80) to Exit 118(7) and follow the signs north on U.S. 250, or take Exit 110(6A) and follow Route 4 north. Once you get to Sandusky, just follow the signs to the Cedar Point Causeway.



For up-to-date Ohio road construction, traffic and weather information, travelers can call the following information hotlines:

- **The Ohio Turnpike Commission** --- 1-888-876-7453
- **The Ohio Department of Transportation** -- (614) 466-7170
- **National Weather Service** -- Northern Ohio region -- (216) 265-2370
- **The Ohio State Highway Patrol** -- 1-888-264-7623
- **Maumee River Crossing Project (I-280 in Toledo, Ohio)** -- Hotline 419-244-7696



Starting from: **A** Thorntown, IN 46071

Arriving at: **B** One Cedar Point Dr., Sandusky,
OH 44870-5259

Distance: 326.6 miles Approximate Travel Time: 5
hours
52
mins

When using any driving directions or map, it's a good idea to do a reality check and make sure the road still exists, watch out for construction, and follow all traffic safety precautions. This is only to be used as an aid in planning.

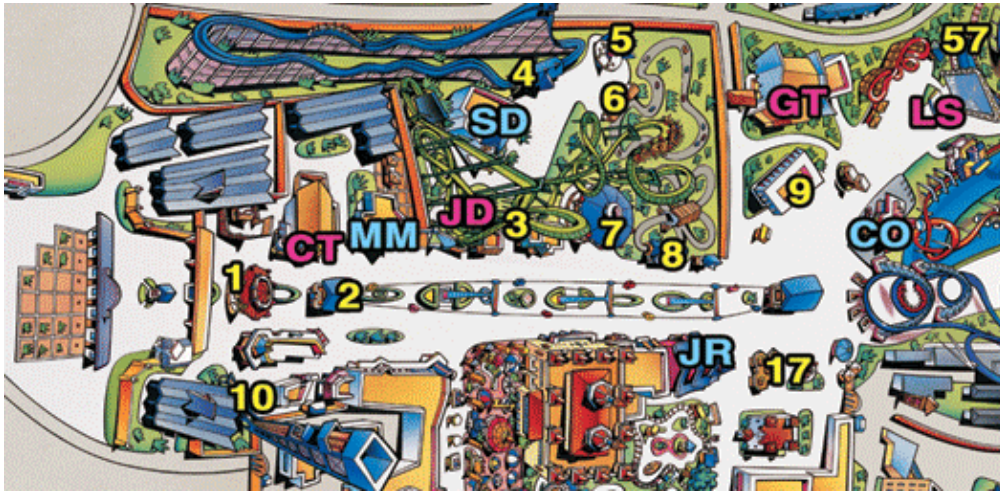
1. Starting at the center of zip code **46071** on **S FRONT ST** go towards **E FRANKLIN ST** – go **0.3** mi
2. Turn Right on **E MAIN ST** – go **0.1** mi
3. **E MAIN ST** becomes **W IN-47** – go **2.1** mi
4. Turn Right on **N US-52** – go **5.0** mi
5. Take **I-65 SOUTH/US-52 EAST** – go **12.6** mi
6. Continue on **I-865 EAST** – go **4.8** mi
7. Continue on **I-465 EAST** – go **11.8** mi
8. Take the **I-69 NORTH/IN-37 NORTH** exit towards **FT. WAYNE**, exit **#37B** – go **156.0** mi
9. Take the **I-80/I-90** exit, exit **#156** – go **0.7** mi
10. Merge on **I-80 EAST/I-90 EAST** – go **122.6** mi
11. Take the **110/6A/OH-4** exit – go **0.8** mi
12. Turn Left on **COLUMBUS-SANDUSKY RD** towards **SANDUSKY** – go **1.4** mi
13. Continue on **HAYES AVE** – go **6.5** mi
14. Bear Left on **COLUMBUS AVE** – go **0.1** mi
15. Turn Right on **E MONROE ST** – go **0.4** mi
16. Turn Right on **WARREN ST** – go **0.4** mi
17. Continue on **W CLEVELAND RD/WARREN ST** – go **0.1** mi
18. Continue on **9TH ST/W CLEVELAND RD** – go **0.9** mi
19. Turn Left on **CEDAR POINT DR** – go **0.2** mi
20. Arrive at **1 CEDAR POINT DR, SANDUSKY**

Copyright © 2002 Yahoo! Inc. All rights reserved.

FUN Guide Sectional Park Map



FUN Guide – Section 1 – Main Midway



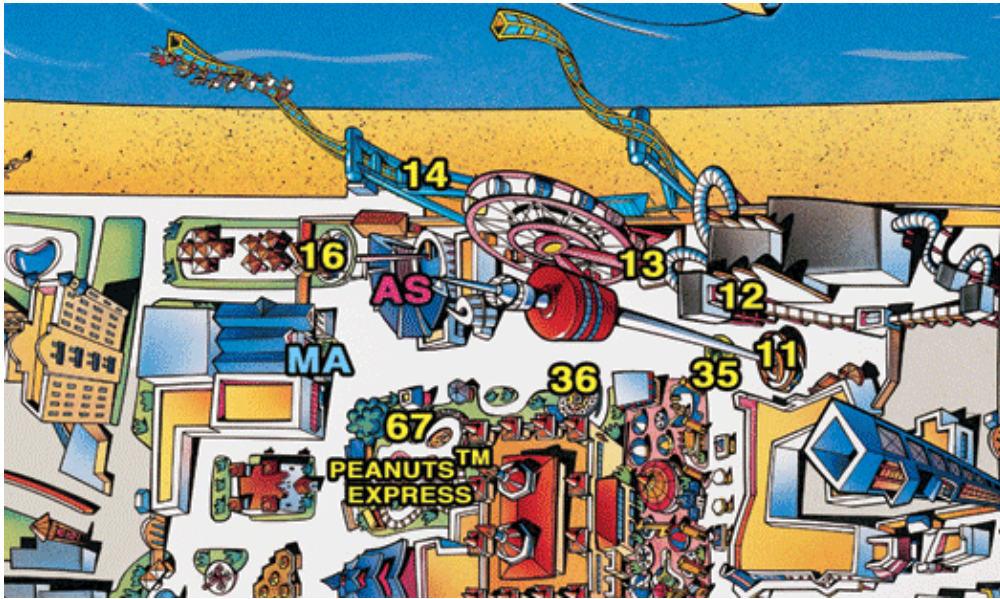
Rides!

Height Requirements Legend:	J	K	T
* _ Accompanied by a responsible person	o	a	o
D _ Guest With Disabilities (check with Park Operations)	e	t	m
H _ Hand-Held Infants Permitted		h	
I _ Hand-Held Infants must ride in chariot on carousel		y	
L _ Must be less than 54" tall			
O _ Or accompanied by a child less than 54" Tall			
Y _ You Can Ride!			
1 – Midway Carousel 46 Inches or * – H – I	Y	Y	Y
2 – Sky Ride 48 Inches or * – H	Y	Y	Y
3 – Raptor® 54 Inches	Y	Y	Y
4 – Blue Streak 48 Inches	Y	Y	Y
5 – Calypso 46 Inches or *	Y	Y	Y
6 – Turnpike Cars 48 Inches or *	Y	Y	Y
7 – Cedar Downs Racing Derby 48 Inches	Y	Y	Y
8 – Cadillac Cars 48 Inches or * – H	Y	Y	Y
9 – Dodgem 48 Inches or *	Y	Y	Y
10 – Demon Drop 48 Inches	Y	Y	Y
17 – Scrambler 48 Inches or *	Y	Y	Y
57 – Cedar Point Lake Erie Railroad 46 Inches or * – H	Y	Y	Y

Restaurants!

CO – Coasters
 JR – Johnny Rockets
 MM – Midway Market
 SD – Silver Dollar

FUN Guide – Section 2 – Wicked Twister Midway



Rides!

Height Requirements Legend:	J	K	T
* _ Accompanied by a responsible person	o	a	o
D _ Guest With Disabilities (check with Park Operations)	e	t	m
H _ Hand-Held Infants Permitted		h	
I _ Hand-Held Infants must ride in chariot on carousel		y	
L _ Must be less than 54" tall			
O _ Or accompanied by a child less than 54" Tall			
Y _ You Can Ride!			
11 – Space Spiral 46 Inches or * – H	Y	Y	Y
12 – Disaster Transport 46 Inches	Y	Y	Y
13 – Giant Wheel 48 Inches or * – H	Y	Y	Y
14 – Wicked Twister 52 Inches	Y	Y	Y
16 – Ocean Motion 39 *	Y	Y	Y
67 – Peanuts™ Express – L – O – H	Y	Y	Y

Restaurants!

MA – Macaroni's

FUN Guide – Section 3 – Kiddy Kingdom



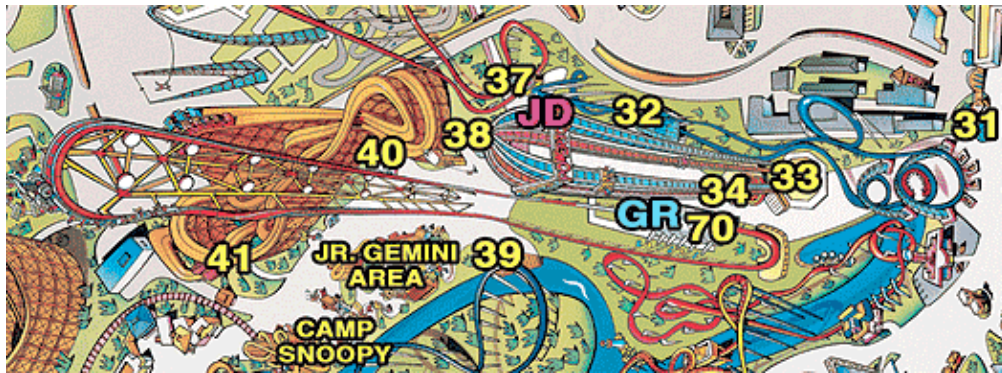
Rides!

Height Requirements Legend:	J	K	T
* _ Accompanied by a responsible person	o	a	o
D _ Guest With Disabilities (check with Park Operations)	e	t	m
H _ Hand-Held Infants Permitted		h	
I _ Hand-Held Infants must ride in chariot on carousel		y	
L _ Must be less than 54" tall			
O _ Or accompanied by a child less than 54" Tall			
Y _ You Can Ride!			
18 – Helicopters – L			
19 – Motorcycles 36 Inches – L			
20 – Mustangs – L			
21 – 4X4's – L			
22 – Hot Rods – L			
23 – Police Cars – L			
24 – Old Timers * – L			
25 – Kiddy Kingdom Carousel! 46 Inches or * – H – I	Y	Y	Y
26 – Roto Whip – L			
27 – Dune Buggies – L			
28 – Sky Fighters – L			
29 – Krazy Kars – L			
30 – Sir Rub-A-Dub's Tubs – L – O	Y	Y	Y

Restaurants!

KR – Kiddieland Refreshments

FUN Guide – Section 4 – Top Thrill Dragster Midway




Rides!

Height Requirements Legend:	J	K	T
* _ Accompanied by a responsible person		o	a
D _ Guest With Disabilities (check with Park Operations)		e	t
H _ Hand-Held Infants Permitted			h
I _ Hand-Held Infants must ride in chariot on carousel			y
L _ Must be less than 54" tall			
O _ Or accompanied by a child less than 54" Tall			
Y _ You Can Ride!			
31 – Matterhorn 46 Inches or *	Y	Y	Y
32 – Corkscrew 48 Inches	Y	Y	Y
33 – Power Tower (Turbo Drop) 52 Inches	Y	Y	Y
33 – Power Tower (Space Shot) 52 Inches	Y	Y	Y
34 – Super Himalaya 52 Inches or *	Y	Y	Y
35 – Troika 48 Inches or *	Y	Y	Y
36 – Chaos™ 48 Inches	Y	Y	Y
37 – Magnum XL-200 48 Inches	Y	Y	Y
38 – Witches' Wheel 54	Y	Y	Y
39 – Paddlewheel Excursions 46 Inches or * – H	Y	Y	Y
40 – Monster 46 Inches or *	Y	Y	Y
41 – Gemini 48 Inches	Y	Y	Y
70 – Top Thrill Dragster 52	Y	Y	Y

Restaurants!

GR – Grandstand Refreshments

FUN Guide – Section 5 – Camp Snoopy/Jr. Gemini Midway



Rides!

Height Requirements Legend:	J	K	T
* _ Accompanied by a responsible person	o	a	o
D _ Guest With Disabilities (check with Park Operations)	e	t	m
H _ Hand-Held Infants Permitted		h	
I _ Hand-Held Infants must ride in chariot on carousel		y	
L _ Must be less than 54" tall			
O _ Or accompanied by a child less than 54" Tall			
Y _ You Can Ride!			
38 – Witches' Wheel 54	Y	Y	Y
39 – Paddlewheel Excursions 46 Inches or * – H	Y	Y	Y
40 – Monster 46 Inches or *	Y	Y	Y
42 – Balloon Race 42 Inches or *	Y	Y	Y
43 – Lolli Swing 42 Inches or *	Y	Y	Y
44 – Tilt A Whirl 46 Inches or *	Y	Y	Y
45 – Camp Bus 42 Inches or *	Y	Y	Y
46 – Red Baron 42 Inches – L			
47 – Woodstock Express 36 *	Y	Y	Y
48 – Peanuts™ 500 42 Inches or *	Y	Y	Y
49 – Jr. Gemini – L – O	Y	Y	Y
50 – Rock, Spin Turn – L			
51 – Space Age – L			
52 – Frog Hopper 36 Inches – L			
53 – Bumper Boats 36 Inches – L			

FUN Guide – Section 6 – Frontiertown




Rides!

Height Requirements Legend:	J	K	T
* _ Accompanied by a responsible person	o	a	o
D _ Guest With Disabilities (check with Park Operations)	e	t	m
H _ Hand-Held Infants Permitted		h	
I _ Hand-Held Infants must ride in chariot on carousel		y	
L _ Must be less than 54" tall			
O _ Or accompanied by a child less than 54" Tall			
Y _ You Can Ride!			
54 – Cedar Creek Mine Ride 48 Inches	Y	Y	Y
55 – Antique Cars 48 Inches or * – H	Y	Y	Y
56 – Mean Streak 48 Inches	Y	Y	Y
57 – Cedar Point Lake Erie Railroad 46 Inches or * – H	Y	Y	Y
58 – White Water Landing 46 Inches or *	Y	Y	Y
59 – Swan Boats 54 Inches or *	Y	Y	Y
60 – Wave Swinger 48 Inches	Y	Y	Y

Restaurants!

CW – Chuck Wagon

FUN Guide – Section 7 – Frontier Trail



Rides!

Height Requirements Legend:	J	K	T
* _ Accompanied by a responsible person	o	a	o
D _ Guest With Disabilities (check with Park Operations)	e	t	m
H _ Hand-Held Infants Permitted		h	
I _ Hand-Held Infants must ride in chariot on carousel		y	
L _ Must be less than 54" tall			
O _ Or accompanied by a child less than 54" Tall			
Y _ You Can Ride!			
61 – Snake River Falls 48 Inches	Y	Y	Y
62 – Thunder Canyon 46 Inches	Y	Y	Y
63 – Millennium Force™ 48 Inches	Y	Y	Y
64 – Mantis® 54 Inches	Y	Y	Y
65 – Iron Dragon 46 Inches	Y	Y	Y
66 – Wildcat 48 Inches	Y	Y	Y

Trip Tips (FAQ's)

(Note: To access the links referred to in this page please go to: <http://www.cedarpoint.com/public/trips/tips.cfm>)

AAA

Many AAA offices sell discounted Cedar Point admission tickets to their members. If you are a AAA member, check with your local office for availability. Tickets must be purchased at a AAA office. These tickets are not available at any of Cedar Point's admission gates.

Accommodations

More than one day is recommended to completely experience Cedar Point, Soak City and Challenge Park. The most convenient accommodations are the waterfront Cedar Point Resorts: Hotel Breakers, Sandcastle Suites, Camper Village, and Lighthouse Point. We also offer off point accommodations, Breakers Express and the Radisson Harbor Inn. Packages with tickets and accommodations are available. Early reservations are advised because packages are in demand. For more detailed information on our resorts, please visit our [website](#). If you would like to make reservations, you may contact the Reservations Office at 419.627.2106. For Radisson reservations, please call 419.627.2500. Our reservations staff will be happy to assist you.

Admission Values

If you're spending more than one day at Cedar Point, your **best value** is a two-day Ride Slide ticket good at both Cedar Point and Soak City*. If you'll visit Cedar Point three days or more, you'll save money with a [Season Pass](#), good all summer long at Cedar Point and any other Cedar Fair amusement park, or a Combo Pass good all summer long at Cedar Point, Soak City and any other Cedar Fair amusement park and water park. (*Please note that Soak City closes for the season on Labor Day, Monday, Sept. 2. Ride Slide tickets purchased for use after that date will be valid for two days at Cedar Point.)

Adverse Weather Conditions

Rides will close due to weather conditions, particularly rain, high winds and/or lightning. A specific answer as to which rides close or remain open is not possible because varying degrees of inclement weather cause different effects on different rides. Those rides affected the most are the roller coasters and the high rides. Cedar Point makes every effort to reopen the rides as quickly and safely as possible after the adverse weather conditions cease.

Generally, the following weather conditions will affect the listed rides and attractions:

High winds:

Demon Drop, Gemini, Giant Wheel, Magnum XL-200, Mantis, Mean Streak, Millennium Force, Power Tower, Raptor, Sky Ride, Space Spiral, Top Thrill Dragster, Snoopy Bounce (in Camp Snoopy), RipCord (in Challenge Park) and Zoom Flume (in Soak City).

Light rain:

Demon Drop, Giant Wheel, Top Thrill Dragster, White Water Landing, Wildcat, Woodstock Express, 4 x 4s (in Kiddy Kingdom) and Challenge Raceway (in Challenge Park).

Heavy rain:

Calypso, Corkscrew, Demon Drop, Disaster Transport, Gemini, Giant Wheel, Iron Dragon, Magnum XL-200, Mantis, Matterhorn, Mean Streak, Ocean Motion, Paddlewheel Excursions, Power Tower, Raptor, Sky Ride, Snake River Falls, Top Thrill Dragster, White Water Landing, WildCat, Woodstock Express, Snoopy Bounce (in Camp Snoopy), Junior Gemini, 4 x 4s (in Kiddy Kingdom) and Challenge Raceway (in Challenge Park).

Lightning and Severe Thunderstorms will have varying affects on all rides and attractions.

Please remember, it is not possible to specifically state which rides will be closed at a specific time because the varying degrees of inclement weather cause different effects on different rides. For the weather forecast, [click here](#).

Alcoholic Beverage Policy

You must be 21 years of age to purchase, possess or consume alcoholic beverages at Cedar Point. A valid* I.D. is required. (*There are only two valid forms of identification acceptable for the purchase of alcohol – a state driver's license with photo or a state I.D. with photo.) The Ohio Revised Code prohibits bringing beer, wine or intoxicating liquor on Cedar Point property or leaving the park with alcohol purchased here. **Alcoholic beverages are not permitted in ride lines.**

Arcades

There are several arcades located in the park: Quarterdeck Arcade (next to the Blue Streak), Coliseum Arcade (on the main Midway), Jitney Arcade (in Frontier Town), Gemini Arcade (on the Gemini Midway) and Town Hall Arcade (in Frontier Town). Outside arcade locations are the Challenge Park Arcade (in Challenge Park) and the Hotel Breakers Game Room. These arcades contain over 400 assorted machines and games ranging from antique arcade pieces and ticket redemption games to the most modern video games. The majority of arcade games will be state-of-the-art electronic games.

Attendance/Best Days to Visit

Cedar Point does not release attendance figures until the completion of its operating season. At that time, *combined* attendance for all Cedar Fair, L.P. parks will be released.

Cedar Point recommends visiting on Sunday, Tuesday, Wednesday or Thursday, when attendance is lower. Contrary to popular belief, holidays such as Memorial Day and Labor Day do not result in unusually large crowds. The months with the lowest attendance are May, June and September.

Attractions

Cedar Point is more than just world–record–breaking roller coasters and thrill rides. Much more! The historic amusement park/resort features a wide variety of award–winning live entertainment, including “Snoopy Rocks! On Ice” and a high dive act; four children’s areas; water rides; craftspeople; beautiful landscaping; a museum; and an adjacent water park and entertainment complex with two miniature golf courses, go–kart raceway and the RipCord Skycoaster. Add in a beautiful sandy beach and boardwalk, merchandise shops, restaurants and more, and a trip to Cedar Point will please every member of the family.

Automatic Tellers (ATMs)

ATMs are available at the Main Gate, in the Challenge Park Arcade, near the Pagoda Gift Shop, near the Magnum XL–200, in front of the Red Garter and near the Frontiertown Shooting Gallery. They are also located in the Hotel Breakers and Radisson lobbies and the Marina Store.

Babies

Bottles can be warmed at the park's First Aid Stations and at any of the park's sit–down restaurants.

Diaper changing facilities are available in all of the women's and most of the men's rest rooms in the park.

Miscellaneous baby supplies are available for purchase at the Infant Shop at the Rental Center (near the main gate) and at the Marina Store*.

*You must exit the park to go to the Marina Store. Be sure to have your hand stamped when you leave the park.

Cameras

Cameras are permitted at Cedar Point. However, because of the nature of dynamics of the rides and the potential for injury to a guest, unsecured cameras of any size (large hand–held cameras, video cameras or cameras with large lenses) **are not permitted on most rides**. If you have no provision for leaving your camera, one guest may wait with the camera on the ride platform while the other guest in the party rides. When the

guest who has ridden returns, simply exchange the camera and the waiting guest may now ride.

Small cameras, such as Instamatics and small 35mm cameras may be taken on all rides (except Power Tower, Millennium Force, Corkscrew, Raptor, Top Thrill Dragster, Wicked Twister, Demon Drop and Mantis) provided the camera may be safely secured in a purse, pocket, sock, or inside the shirt. Thunder Canyon and Snake River Falls riders should leave their cameras and other valuable items with a non-rider or place the item(s) in a locker due to the potential for water damage.

Checks

Personal checks are accepted for park admission with proper identification. With a valid driver's license, personal checks up to \$100 and traveler's checks and money orders up to \$200 can be cashed at the Park Operations Office per day. Large denominations of U.S. currency can be exchanged at Park Operations. Sorry, but we cannot accept third party, payroll or starter checks.

Children's Official Measurement

Children may be "officially" measured (and receive a wristband if they meet height requirements) at Park Operations, Resort Entrance Gate and Town Hall. For the safety of your child, a standard play shoe which does not contribute excessively to the child's height will be permitted. Platform shoes, for example, are not permitted to be worn to help a child meet a height requirement. Cedar Point reserves the right to ask that shoes be removed to ensure that a child's height is not being artificially enhanced or manipulated.

Coaster Rider Suggestions

Coasters cannot accommodate telephones, pagers, cameras, stuffed animals, basketballs or bulky objects. Please leave them in a locker or with a non-rider. We suggest that you carry smaller belongings in pockets that can be fastened shut or a pack worn around your waist to avoid losing them. For the safety of your loose items and other guests, no loose items are permitted on Millennium Force®, Power Tower, Corkscrew, Raptor, Wicked Twister, Mantis, Demon Drop, Wave Swinger or Top Thrill Dragster. This includes pagers, cell phones, loose change and glasses that are not secured. Glasses must be secured with an athletic strap to wear them on Wicked Twister, Power Tower or Top Thrill Dragster.

Credit Cards

VISA, MasterCard, American Express and Discover/NOVUS are accepted for accommodations, park admission, most gift shops, Midway Market, Macaroni's, the Silver Dollar, Chuck Wagon and out-of-park restaurants.

Currency Exchange

Canadian currency is accepted at Cedar Point and will be exchanged at a rate of 35% (subject to change). One Canadian Dollar equals 65 cents in US Funds. (Cedar Point does not accept Canadian currency at par.) Compute Canadian currency as follows:

American Dollar Amount divided by .65 = Canadian Dollar Amount

Canadian currency can be exchanged at the following locations at Cedar Point:

- * Admission gates
- * Main Arcade
- * Gemini Arcade
- * Park Operations Office (across from Kiddy Kingdom)

Dress Code

Cedar Point has a [dress code](#) designed to maintain the park's family atmosphere. Shirts and shoes must be worn at all times, including entering and leaving. Swimwear must be sufficiently covered. Profanity, suggestive pictures and pictures of illegal substances on clothing, and clothing generally considered offensive are prohibited. Guests may not wear costumes, masks or full-face makeup.

Recommended Clothing: Dress for comfort. Cotton is practical, since it's cool and dries quickly after water rides. Sneakers are the best footwear; make sure they're broken in to prevent blistering. Be prepared for all types of weather. Conditions along the Lake Erie shore can change unexpectedly. Cedar Point rents lockers to store extra clothes. For an updated weather forecast, please [click here](#) or call (419) 627-2350.

First Aid

Three First Aid stations are located at Cedar Point: *Main First Aid*, located at the rear of Snoopy Boutique on the main midway, is open from 8AM until one hour after park closing; *Frontiertown First Aid*, located near the end of the bridge going into Frontiertown from the Frontier Trail, is open from 10AM until Frontiertown closes; and *Soak City First Aid*, located under Magnum XL-200, is open from 10AM until Soak City closes. The First Aid Stations offer the convenience of warming bottles and providing privacy for nursing. Medications that need refrigeration can also be stored there.

FreeWay – A Faster Way to Ride

A ride reservation system using hand stamps is available for the 2003 season. **There is no charge for this service.** It is available* on Millennium Force, Magnum, Mantis, Raptor and Wicked Twister. All you have to do is go to the Freeway hand stamp kiosk located near the ride entrance and get your hand stamp with a boarding time. Your boarding time is good for one ride anytime within the one hour stamped on your

hand. Once it is your hour please show your hand stamp to the ride host at the entrance to the ride and you will enter our Freeway queue, which will merge with the regular ride queue just minutes before entering the station. At the merge point a ride host will stamp "Ride" on your hand to indicate you have used your boarding time.

To allow as many guests as possible to take advantage of Freeway only two ride reservations per person are allowed. Millennium Force can only be obtained once. Reservation times are subject to availability. Freeway is not a guarantee to ride. Weather or maintenance conditions may delay or cancel your reservation time.

***PLEASE NOTE: Ride availability for the Freeway program will vary from day to day and is dependent on weather conditions, maintenance and management discretion.**

Games

Cedar Point offers nearly 70 games throughout the park from guessing games to electronic shooting galleries. Special offers are available for children under 48" tall at the Goblet Pitch and Ring Toss Games. Please check at the stands for details.

Canadian currency is not accepted at the individual game locations but can be exchanged at the Main Arcade (in the Coliseum), the Gemini Arcade and the Jitney Arcade in Frontiertown.

Gift Certificates

Cedar Point sells "Beagle Bucks" which are available in \$1, \$5 and \$10 denominations for any amount. Beagle Bucks can be purchased at the Radisson Harbour Inn Gift Shop, the Season Pass Center at Cedar Point's main gate or by mail or fax. Beagle Bucks are valid for food, merchandise, games, admission tickets, Cedar Point Resort accommodations, Challenge Park attractions and parking/toll fees. Beagle Bucks are not valid for arcade games. Beagle Bucks are dated and are valid only during the season purchased. Beagle Bucks are valid at Cedar Point, Dorney Park, Michigan's Adventure, Worlds of Fun and Knott's Berry Farm. For more information about Beagle Bucks, please call 419/627-2309.

Cedar Point Resorts sells gift certificates for overnight accommodations at Hotel Breakers, Sandcastle Suites, Breakers Express or Camper Village for any amount. For more information, please call 419/627-2106.

Bay Harbor gift certificates are available in \$10, \$25 and \$50 denominations for any amount and may be purchased at the Bay Harbor, the Food Services office or by mail. For more information, call 419/627-2324.

Group Sales

Cedar Point offers discounted tickets for groups of 15 or more. [Click here](#) for more information about the available programs or to place your group order online. If you have questions about an order you've already placed, please call 1.800.448.2428 (daily between 8 a.m.–5 p.m.).

Guests of Exceptional Size

All passenger restraint systems, including lap bars, shoulder harnesses and seatbelts, must be positioned and fastened properly to allow guests to ride.

Due to rider restraint system requirements, guests of exceptional size may not be accommodated on some of our rides. This may apply, but not be limited to, guest who exceed 6'2" or those who exceed 250 pounds, have a 46" waistline or 54" chest.

Our larger guests may experience difficulty on Blue Streak, Chaos, Corkscrew, Disaster Transport, Mantis, Mean Streak, Millennium Force, Mine Ride, Power Tower, Raptor, Wave Swinger, Wicked Twister and Top Thrill Dragster.

Maximum recommended weight limits are posted on Camp Snoopy rides, Chaos, Millennium Force, Monster, Power Tower, Scrambler, Super Himalaya, Troika, Wave Swinger, Wicked Twister, RipCord and most Soak City attractions.

You may enter the ride via the exit to ensure the restraints function properly prior to waiting in line. We have test seats at Millennium Force, Raptor, Wicked Twister and Top Thrill Dragster.

Kids' Meals

Children's meals are available in Kiddy Kingdom, Camp Snoopy, along the main midway and in Frontiertown. Meals range from peanut butter and jelly sandwiches to a quarter-chicken. The park's full service restaurants also offer children's menus. Natural fruit juices and milk also are available throughout the park.

KidTrack

Cedar Point has implemented a new guest service to quickly reunite separated children and their parents with cell phones. Here's how KidTrack works:

1. KidTrack wristbands are available at Guest Services at the Main Gate, the ticket booths at all other entrance gates, both Soak City entrances, Park Operations and Town Hall.
2. Write your 10-digit cell phone number on the wristband and fasten it around your child's right wrist. Please explain the reason for the wristband

to your child, and instruct them to go to the nearest uniformed employee if they become separated from you.

3. If you and your child become separated, the Cedar Point employee who finds your child will activate the KidTrack system. Your cell phone number will be called and you will be told where your child is being safely kept until you are reunited.

4. Please make sure you leave your cell phone on in case you need to be located through the KidTrack system.

Laser Pointers

For safety reasons, laser pointers are not allowed at Cedar Point.

Line Jumping

Our line jumping policy states that if you cut into a line of waiting guests, no matter what the reason, you are inviting dismissal from the park without refund of admission. This rule is strictly enforced. LINE JUMPING IS: "CUTTING IN FRONT OF OTHER WAITING GUESTS. LEAVING THE LINE, THEN ATTEMPTING TO REENTER. THIS INCLUDES USING THE REST ROOM FACILITIES OR TO PURCHASE FOOD OR DRINKS."

Once you leave your place in line, you have forfeited it, no matter what the reason. Saving a place in line is simply not permitted.

Lockers

Lockers are available at various locations throughout the park. Lockers are located near the front main gate (right side) for all-day rental. The rental fee for these lockers is \$3.00 for a small locker and \$5.00 for a large locker. An additional \$5.00 refundable deposit will be returned when the key is returned. Lockers are also located near Top Thrill Dragster, Millennium Force, Wicked Twister, Magnum exit, Snake River Falls and Thunder Canyon. The Rental fee for these lockers is \$1.00 and is paid each time the locker is opened. (Change machines are located near the lockers.) All-day locker rental is available at the Soak City Bathhouse (\$3.00 rental fee and \$5.00 deposit). On busy days lockers are likely to fill up quickly.

Locker dimensions/locations:

12"H x 12"W x 18"D (Throughout the park and at Soak City)

24"H x 12"W x 18"D (Near the Main Gate)

28"H x 12"W x 18"D (at Millennium Force and Top Thrill Dragster)

Military Discount

Cedar Point offers a military discount rate of \$26.95 to active or retired military personnel (valid ID required). Family members and friends do not

qualify for the military discount.

Paging/Pagers

Cedar Point does not have a public address system, so make sure all members of your group know where and when to meet. Should you become separated, Lost Persons/Message Centers are located in Kiddy Kingdom and the Town Hall Museum in Frontiertown. Cedar Point no longer rents pagers.

Parent Swap

If you have small children and want to ride some of the height-restricted rides but have no provisions for child care while you do, we have an arrangement which may help. One responsible person may wait with the child on the midway near the exit while the rest of the party enters the line. When the party in line has ridden and exited, the person who waited with the child may enter the ride through the exit and ride. A guest of appropriate height in the group may ride twice (once with each person) if so desired. You must obtain a Boarding Pass at Guest Services (at the main gate), Park Operations, Town Hall (in Frontiertown) or the Resort Gate (near Magnum XL-200) to take advantage of this offer.

Pets

Pet Chek lodges animals when the park is open. However, overnight pet accommodations are not available. For more information, [click here](#).

Picnic Baskets and Coolers

Picnic baskets and coolers are welcome at the shelters located outside Cedar Point near the Main Entrance. With the exception of special diet/need items (which may be kept in a small cooler), outside food and beverages are not allowed in the park. **Un-opened bottled water** may be brought into the park.

Coolers and picnic baskets are not permitted in Soak City. Those items should be left in the shelter adjacent to the water park.

Rain

Most attractions and rides remain open despite some rain, and closed rides reopen as soon as safely possible. Sorry, no rainchecks or refunds.

Recommended Meal Times

Avoid eating lunch during the noon hour, or dinner at 5 p.m. Ride some of the more popular rides at this time, while many other people eat their meals.

Re-entering the park

If you leave the park and plan to return that day, please get your hand stamped before you exit.

Rentals

A limited number of strollers, wagons and wheelchairs are available for one-day rental at the Rental Center near the Main Entrance Gate and at Joe Cool's Corner Store* near the Resort Entrance Gate on a first-come, first-served basis. *Electric wheelchairs are not available at Joe Cool's Corner Store.

A deposit of \$5.00 (cash only) is required for stroller, wagon or wheelchair rental. The deposit is returned when the guest returns the stroller or wagon (to either rental location).

No reservations or holds on strollers, wagons or wheelchairs—first-come, first-served. No guarantee of availability. On very busy days, we may run out of available rental items for a short period in the afternoon. In that situation, guests may wait or check back later to see if any have been returned which they may rent for the remainder of the day. If a guest leaves the stroller or wagon unattended in the park and discovers it missing, it will be replaced at no additional cost (dependent upon availability). The guest should return to the place of rental with their claim slip in order to get a replacement item.

One-Day Rental Fees:

\$10:00 Stroller

\$15.00 Double Stroller

\$15.00 Plastic Wagon

\$10.00 Non-motorized Wheelchair

\$35.00 Electric Wheelchair*

*Electric Wheelchairs are only available at the Rental Center at the Main Gate.

Rider Safety Guide

Before going to rides, guests with disabilities, and guests of exceptional size, should check at the Park Operations Office on the accessibility of specific rides. For more information, please read our 'Rider Safety Guide' available at Guest Services, the Resorts Entrance Gate, the Town Hall Museum and the Park Operations Office. For a copy before you visit, please call (419) 627-2350 or [email](#).

Smoking Policy

For the comfort of all our guests, smoking is not permitted while riding, or standing in line for rides or attractions. Also, there is no smoking in any

children's area (Kiddy Kingdom, Camp Snoopy, Peanuts Playground and the Gemini Children's Area), or any indoor restaurants, live entertainment venue, gift shops or during Summer Spectacular. Your cooperation is appreciated.

Sun Protection

Pack sunscreen. Even on a cloudy day, the sun's rays can pierce the clouds and reflect off the midways. If it's a hot day, remember to drink extra fluids and take cover periodically in the shade.

Tent Camping

Campers can take advantage of Cedar Point's Camper Village RV campground nestled between Lake Erie and the park. **Tent camping, either alone or in conjunction with an RV, is prohibited at Cedar Point.**

Ride Policies And Procedures

Many rides at Cedar Point are dynamic and thrilling. For guest protection, each ride is rated for speed, motion and other special features. Restrictions for guests of extreme size (height and weight) are strictly enforced at certain rides. Guests with disabilities should refer to our Ride Admission Policy available at the Park Operations office. Participate responsibly. You should be in good health to ride safely. You know your physical condition and limitations. Cedar Point does not. If you suspect your health could be at risk for any reason or you could aggravate a pre-existing condition of any kind, **DO NOT RIDE!**

Pregnant women and guests with heart, neck or back trouble should exercise caution when deciding which rides to experience. Other conditions may also have some restrictions. [Click here](#) for additional information. Pregnant women can ride: Sky Ride, C.P. L.E. Railroad, Space Spiral, Paddlewheel Excursions, Giant Wheel, Midway Carousel and Kiddy Kingdom Carousel.

Cedar Point reserves the right to refuse admission to anyone we feel cannot safely ride a particular ride. Park Operations Management will review all exceptional cases and make decisions based on the knowledge of the ride and abilities demonstrated by the guest.

Section 1711.551 of the Revised Code requires that riders must obey all warnings and directions regarding rides and behave in a manner that will not cause or contribute to injury to themselves or others. Failure to comply is a misdemeanor.

RESTRAINT SYSTEMS

All passenger restraint systems, including lap bars, shoulder harnesses and seatbelts, must be positioned and fastened properly to allow guests to ride. At the tollbooth you'll receive this season's **Fun Guide**. It includes a complete listing of all ride height requirements and a map showing the location of most of the park's rides. A **Rider Safety Guide** is available at Park Operations listing all of the physical requirements and limitations for each ride.

For safety reasons, all passenger restraint systems, including lap bars, shoulder harnesses and seatbelts, must be positioned and fastened properly to allow a guest to ride.

Due to rider restraint system requirements, guests of exceptional size may not be accommodated on some of our rides. This may apply, but not be limited to, guests who exceed 6'2" or those who exceed 250 pounds, have a 46" waistline or 54" chest.

Our larger guests may experience difficulty on Blue Streak, Chaos, Corkscrew, Disaster Transport, Mantis, Mean Streak, Millennium Force, Mine Ride, Power Tower, Raptor, Top Thrill Dragster, Wave Swinger and Wicked Twister.

Maximum recommended weight limits are posted on Camp Snoopy rides, Chaos, Millennium Force, Monster, Power Tower, Scrambler, Super Himalaya, Top Thrill Dragster, Troika, Wave Swinger, Wicked Twister, RipCord and most Soak City attractions.

You may enter a ride via the exit to ensure the restraints function properly prior to waiting in line. We have test seats at Millennium Force, Raptor, Top Thrill Dragster and Wicked Twister.

Children may be officially measured (and receive a wristband if they meet height requirements) at Park Operations, Resort Entrance Gate and Town Hall. For the safety of your child, a standard play shoe which does not contribute excessively to the child's height will be permitted. Platform shoes, for example, are not permitted to be worn to help a child meet a height requirement. Cedar Point reserves the right to ask that shoes be removed to ensure that a child's height is not being artificially enhanced or manipulated.

SAFETY

Many amusement park rides have safety systems designed by the manufacturer to accommodate people of average physical stature and body proportion. These safety systems may place restrictions on the ability of an individual to safely experience the ride. Extremely large or small individuals, pregnant women, people with casts, braces, restrictive devices or disabilities may not be safely accommodated by these systems. For example, height requirements are based on the size needed for safety restraints to function properly and the level of maturity usually associated with a certain height. This policy was developed in consultation with a biodynamics engineer and a rehabilitation specialist, based on the recommendations of the manufacturer, our past experience, and our evaluation of each ride in both normal and emergency operating conditions. Our prime consideration is the ability of a person to endure the dynamics of the ride without risk of injury to himself, other guests, or park personnel.

Due to safety reasons or being accommodated into ride vehicles, guests with **full arm casts (elbow restricted) or full leg casts (knee restricted)** are restricted from many rides at Cedar Point. We suggest that you delay your visit until the cast is removed.

CAMERAS

Because of the nature of dynamics of the rides and the potential for injury to a guest, unsecured cameras of any size (large hand-held cameras, video cameras or cameras with large lenses) are not permitted on most rides. If you have no provision for leaving your camera, one guest may wait with the camera on the ride platform while the other guest in the party rides. When the guest who has ridden returns, simply exchange the camera and the waiting guest may now ride.

For safety reasons, taking pictures, videotaping or filming on rides is prohibited. Large cameras are not permitted on any of Cedar Point's roller coasters.

Small cameras, such as Instamatics and small 35mm cameras may be taken on all rides (**except** Top Thrill Dragster, Demon Drop, Power Tower, Millennium Force, Corkscrew, Raptor, Wicked Twister and Mantis) provided the camera may be safely secured in a purse, pocket, sock, or inside the shirt. Thunder Canyon and Snake River Falls riders should leave their cameras and other valuable items with a non-rider or place the item(s) in a locker due to the potential for water damage.

Sweeps are happy to help take pictures of a group on the midway so that everyone may be included in the picture.

LOOSE ARTICLES

Corkscrew, Demon Drop, Mantis, Millennium Force, Power Tower, Raptor, Top Thrill Dragster and Wicked Twister: These rides cannot accommodate any loose articles including cellular phones, pagers, hats, cameras, stuffed animals, purses, backpacks, umbrellas, drink bottles, etc. Items must be safely secured in a cargo pocket or waist pack or left in a locker or with a non-rider. Glasses* must be secured. (*Power Tower and Top Thrill Dragster riders must secure their glasses with a tight fitting strap around the back of the head to ensure the glasses do not fall off while riding).

OTHER CARRY-ON ITEMS

For safety reasons, most rides cannot accommodate **strollers, tape players/large radios/boom boxes, glass items, stuffed animals, or other bulky objects** and are therefore, not permitted past ride entrances. Please store such items in lockers, at the Rental Center or in your vehicle; or leave them with a non-rider. Please note these exceptions: Such items may be accommodated on the C.P. L.E. Railroad and Space Spiral.

Umbrellas, canes and crutches are allowed past the entrance, but are not permitted on the ride. These items may be held by the Platform Host for the guest, however, Cedar Point is not responsible for items lost or stolen.

To ensure guests can hear safety instructions **headphones must be removed from the ears** prior to boarding the ride to ensure the guest can hear the safety instructions. Radios, tape players, CD players, pagers and cell phones must be secured in a purse, pocket, sock or inside the shirt.

Guests are advised to wear cargo-type shorts/pants to secure loose items while riding rides. **For the safety of your loose items and other guests, no loose items are permitted on Power Tower, Millennium Force, Corkscrew, Raptor, Mantis, Top Thrill Dragster and Wicked Twister. This includes pagers, cell phones, loose change and glasses not secured.**

LINE JUMPING

Our line jumping policy states that if you cut into a line of waiting guests, no matter what the reason, you are inviting dismissal from the park without refund of admission. This rule is strictly enforced.

LINE JUMPING IS: "CUTTING IN FRONT OF OTHER WAITING GUESTS. LEAVING THE LINE, THEN ATTEMPTING TO REENTER. THIS INCLUDES USING THE REST ROOM FACILITIES OR TO PURCHASE FOOD OR DRINKS." *Once you leave your place in line, you have forfeited it, no matter what the reason. Saving a place in line is simply not permitted.*

WEATHER CONDITIONS

Rides will close due to weather conditions, particularly rain, high winds, and/or lightening. Which rides close depends on the weather conditions. Those rides affected the most are the roller coasters and the high rides. Cedar Point will make every effort to reopen the rides as quickly as possible after the rain stops. Some rides, primarily the **coasters, Demon Drop** and the **Giant Wheel**, must close under certain rain conditions. This is because the manufacturer did not design the ride to function under such conditions. **Power Tower, Sky Ride** and **Raptor** will be closed during high wind situations. A specific answer as to which rides close or remain open is not possible because varying degrees of inclement weather cause different effects on different rides.

MISCELLANEOUS

Footwear and shirts must be worn in the ride area. The only exception to this is for hand-held infants who cannot walk and are not required to wear shoes. On **Thunder Canyon** and **Snake River Falls** *only*, guests may wear swimwear and are not required to wear shoes. Lockers are located nearby. Slip-on shoes should be removed on the **Wave Swinger, Raptor, Power Tower** and **Wicked Twister**.

No smoking in the ride area (for fire prevention purposes); **no smoking in the ride queues (lines)** for the courtesy and comfort of other guests. ***SMOKING IS CAUSE FOR REMOVAL FROM THE LINE.***

Alcoholic beverages are not permitted in ride lines. To help maintain our standards of cleanliness, **food and drinks are prohibited on ride platforms**

Most rides seat guests in groups of 2 or 4.